



Morningstar Ratings (29/02/2012)

Equity Fund (unlimited life)

P Class Capitalisation

Investment Policy

30/03/2012

The sub-fund invests primarily in a diversified portfolio of shares and/or transferable securities issued by companies incorporated, quoted or traded in any industrialised country that are likely to yield higher earnings growth than the global average.

Key Figures

Currency	EUR	Launch	30/08/2006	250.00
ISIN Code	LU0250158358	Net Asset Value	30/03/2012	276.83
Bloomberg Code	INGGOPC LX Equity	Total Net Assets of the Fund (Mln)	30/03/2012	379.33
Reuters Code	LU0250158358.LUF	Previous month's end NAV	29/02/2012	273.72
Telekurs Code	2412104	Management Fee	30/03/2012	1.50

Top 10

Equities	Main Business	%
1 Netapp	IT	2.67
2 Apple	IT	2.29
3 Novartis	Health Care	2.24
4 Microsoft Corp	IT	2.17
5 Nestle	Consumer Staples	2.16
6 Hsbc Holdings (gb)	Financials	1.79
7 Google A	IT	1.78
8 Imperial Tobacco Group	Consumer Staples	1.59
9 Samsung Electronics Co Ltd	IT	1.58
10 Citigroup Inc	Financials	1.57

Allocation

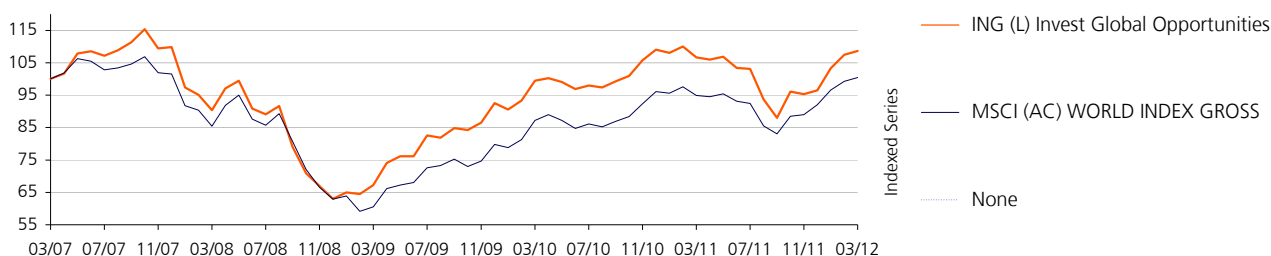
Country	%	Sector	%
United States	37.06	IT	22.83
United Kingdom	10.54	Financials	14.46
Switzerland	8.60	Consumer Staples	13.59
China	6.83	Energy	12.09
Japan	5.67	Consumer Discretionary	11.86
Luxembourg	4.44	Industrials	8.99
Netherlands	4.25	Health Care	7.48
France	2.99	Materials	5.24
Indonesia	2.27	Telecoms	2.37
Others	17.35	Others	1.08

Equity Fund (unlimited life)

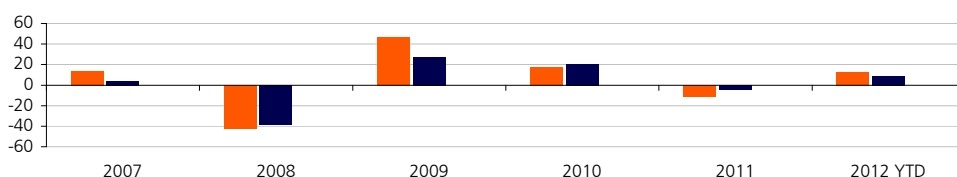
P Class Capitalisation

Chart

30/03/2012

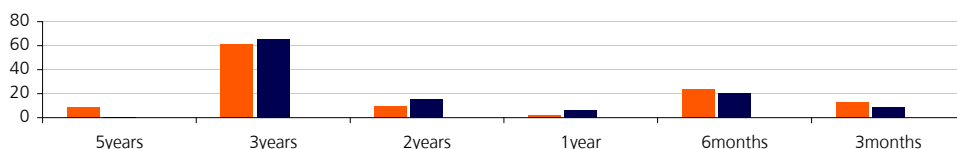


Calendar Year Performance (%)



EUR		2007	2008	2009	2010	2011	2012 YTD
■ Fund		13.47	-42.67	47.00	17.84	-11.53	12.63
■ Index		3.51	-38.08	26.87	20.50	-4.25	9.06

Cumulative Performance (%)



EUR		5 Years	3 Years	2 Years	1 Year	6 Months	3 Months
■ Fund		8.69	61.51	9.28	1.88	23.53	12.63
■ Index		0.39	65.73	15.07	5.79	20.82	9.06

Statistics

EUR	1 Year		3 Years		EUR	1 Year	3 Years
	Fund	Index	Fund	Index			
Average Annual Return (%)	1.88	5.79	17.33	18.34	Annual Alpha (%)	-4.98	-2.75
Annual Volatility (%)	17.66	13.05	14.16	12.05	Beta	1.31	1.12
Annual Sharpe Ratio	0.06	0.38	1.17	1.46	R-Squared	0.93	0.91
					Annual Information Ratio	-0.59	-0.18
					Annual Tracking Error (%)	6.02	4.35

Source: ING Asset Management B.V, Bid-Bid, net dividends reinvested. S&P Fund Ratings, Copyright ©2010 The McGraw-Hill Companies, Ltd. Trading as Standard & Poor's. All rights reserved.

Important Information: Performance quoted above is historical and does not guarantee future results. The price of the Shares in a Fund may go up or down. Investment involves risk including a possible loss to the principal amount invested. Foreign exchange volatility constitutes an additional exchange rate risk. This leaflet is for informational purposes only and does not constitute an offer of investment products. Please refer to the prospectus for complete details of investment products before investing, available from our office. The Fund is a sub-fund under ING (L) Invest, a variable capital investment company established in Luxembourg, and is recognized under Section 287 of the Securities and Futures Act, Chapter 289 of Singapore Act ("Act").

ING (L) Invest is the responsible person as defined under the Act and has appointed ING Investment Management Asia Pacific (Singapore) Ltd as its corporate representative in connection with the offer of Shares in the Fund. ING Investment Management Asia Pacific (Singapore) Ltd,

Company Registration No: 199602506R, 9 Raffles Place #23-08 Republic Plaza, Singapore 048619, Tel: (65) 6632 3060, Fax: (65) 6535 3393,

Website: www.ingim.com.sg